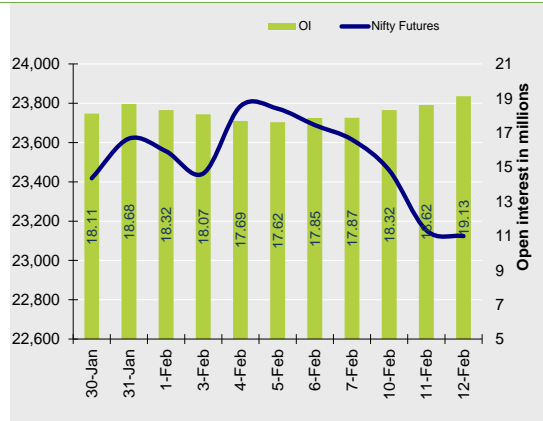


Nifty Snapshot

	Close	Prv Cl.	Ab chg	% chg
Spot	23,045.25	23,071.80	-26.55	-0.12
Futures	23,123.85	23,153.15	-29.30	-0.13
OI(ml shr)	19.13	18.62	0.51	2.72
Vol (lots)	146561	99328	47233	47.55
COC	78.60	81.35	-2.75	-3.4
PCR-OI	0.75	0.69	0.06	9.0

Nifty Futures Price v/s OI



Institutional Activity in previous trading session

(in Rs cr.)	Buy	Sell	Net
Index Futures	4992.67	5418.48	-425.81
Index Options	1350444.71	1355093.12	-4648.41
Stock Futures	26433.74	23723.46	2710.28
Stock Options	97800.06	99378.31	-1578.25
FII Cash	12,389.10	17,358.40	-4,969.30
DII Cash	15,357.41	9,428.17	5,929.24

Net FII Activity (in Rs cr.)

Date	Idx Fut	Stk Fut	Idx Opt	Cash
12-Feb	-425.8	2710.3	-4648.4	-4969
11-Feb	-1684.5	-786.0	3958.3	-4486
10-Feb	-1814.7	-1997.1	6722.8	-2464
7-Feb	-1082.9	482.8	7861.7	-470
6-Feb	-1221.5	-6460.9	12436.2	-3550
5-Feb	633.1	-2638.6	-15691.0	-1683

Technical Pivot (Intraday):

	S2	S1	PIVOT	R1	R2
NIFTY	22750	22935	23085	23275	23425
BANKNIFTY	48575	49145	49540	50110	50500

(Price is in Rs; OI is in million units; Price chg and OI chg are in percentage) **NB RESEARCH**

Fresh Longs seen in:

Scrip	Price	Price chg	OI	OI Chg
PHOENIXLTD	1600.4	1.6	0.7	13.0
BSE	5364.0	3.1	2.7	11.1
POLICYBZR	1601.8	3.7	5.0	9.9

Short Covering seen in:

Scrip	Price	Price chg	OI	OI Chg
COROMANDEL	1848.9	1.8	2.4	-12.1
BATAINDIA	1358.6	0.7	2.5	-8.8
SRF	2831.4	0.3	4.0	-7.5

Fresh Shorts seen in:

Scrip	Price	Price chg	OI	OI Chg
PRESTIGE	1225.9	-6.5	4.0	16.7
KEI	3496.4	-2.2	0.7	14.1
ESCORTS	3025.7	-3.4	1.4	12.1

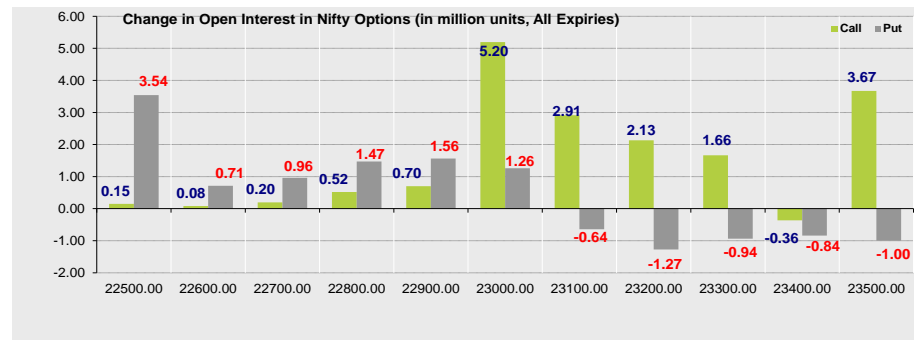
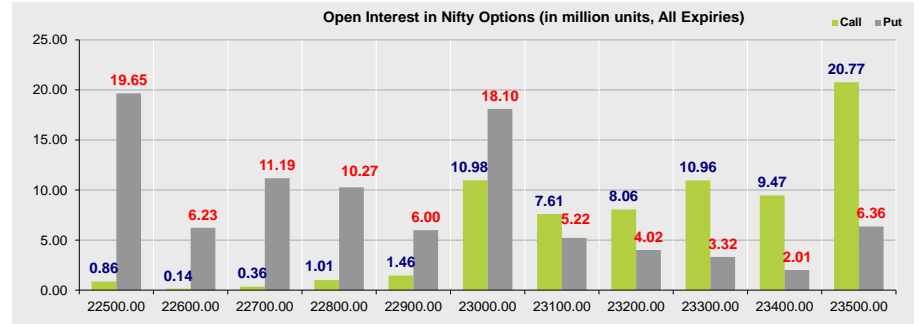
Long Unwinding seen in:

Scrip	Price	Price chg	OI	OI Chg
SUNTV	606.3	-0.7	2.9	-9.3
ABBOTINDIA	28873.4	-1.3	0.0	-8.9
JKCEMENT	4758.3	-0.1	0.5	-6.7

Summary

- Indian markets closed on flat note where selling was mainly seen in Oil & Gas, IT, Realty Sectors. Nifty Feb Futures closed at 23123.85 (down 29.30 points) at a premium of 78.30 pts to spot.
- FII's were net sellers in Cash to the tune of 4969.30 Cr and were net sellers in index futures to the tune of 425.81 Cr.
- India VIX increased by 0.16% to close at 14.90 touching an intraday high of 15.62.

Open Interest in Nifty Options:



- The above second chart shows previous trading day's change in Nifty options where Addition in OI were seen in 23300, 23200, 23100, 23000 strike Calls and at 22700, 22800, 22900, 23000 strike Puts indicating market is likely to remain range bound in the near term.
- Highest OI build-up is seen at 23500 strike Calls and 22500 strike Puts, to the tune of 20.77mn and 19.65mn respectively.

Outlook on Nifty:

Index is likely to open on a flat note today and is likely to remain range bound during the day.

NIFTY50 Options OI (CE OI = Resistance) (PE OI = Support)			
Symbol	Highest CE OI	Highest PE OI	CMP
ADANIPTS	1200	1100	1132
ADANIEN	2800	2800	2356
ASIANPAINT	2400	2100	2235
AXISBANK	1050	1000	1008
BAJAJ-AUTO	9000	9000	8731
BAJAJFINSV	1860	1700	1790
BAJFINANCE	8500	7500	8247
BHARTIARTL	1720	1600	1713
BPCL	270	250	256
BRITANNIA	5000	5000	4937
CIPLA	1500	1260	1451
COALINDIA	400	450	361
DIVISLAB	6200	5400	5993
DRREDDY	1240	1200	1210
EICHERMOT	5500	5000	4854
GRASIM	2600	2500	2488
HCLTECH	1760	1540	1719
HDFCBANK	1760	1700	1713
HDFCLIFE	640	540	631
HEROMOTOCO	4200	4100	4023
HINDALCO	600	600	600
HINDUNILVR	2500	2200	2339
ICICIBANK	1300	1200	1257
ITC	450	400	411
INDUSINDBK	1100	1100	1041

NIFTY50 Options OI (CE OI = Resistance) (PE OI = Support)			
Symbol	Highest CE OI	Highest PE OI	CMP
INFY	1900	1800	1865
IOC	130	120	121
JSWSTEEL	1000	900	959
KOTAKBANK	2000	1800	1947
LT	3600	3300	3297
LTIM	6000	5500	5704
M&M	3200	2900	2995
MARUTI	13200	12000	12706
NESTLEIND	2400	2000	2197
NTPC	340	390	307
ONGC	270	240	238
POWERGRID	300	240	258
RELIANCE	1300	1200	1221
SBILIFE	1460	1400	1458
SBIN	800	700	734
SUNPHARMA	1800	1700	1700
TATACONSUM	1100	900	1033
TATAMOTORS	800	700	685
TATASTEEL	150	120	132
TCS	4200	4000	3962
TECHM	1700	1500	1678
TITAN	3600	3200	3268
ULTRACEMCO	12000	11000	11505
UPL	640	600	622
WIPRO	320	300	311

Derivative Recommendations:

Stock Name	Call (Buy/Sell)	Entry price	Targets	Stop Loss	Duration	Status
SRF (Bull Call spread)	Strategy	77	163	30	Positional	Open
ICICIBANK 1240 PE	Buy	15.7	25	10	1-2 Days	Open
BAJAJAUTO FUT	sell	8735.4	8555	8825	1-2 Days	Open

FROM THE EQUITY DERIVATIVE DESK:

NIRAV HARISH CHHEDA
AVP - DERIVATIVES AND TECHNICAL RESEARCH
E-Mail: nirav.chheda@nirmalbang.com
Tel no: 6273-8199/8000

AMIT BHUPTANI
SNR.DERIVATIVES AND TECHNICAL RESEARCH ANALYST
E-Mail: amit.bhuptani@nirmalbang.com
Tel no: 6273-8242/8000

DISCLOSURES

Research Reports that are published by Nirmal Bang Securities Private Limited (hereinafter referred to as "NBSPL") are for private circulation only. NBSPL is a registered Research Analyst under SEBI (Research Analyst) Regulations, 2014 having Registration no. INH000001766. NBSPL is also a registered Stock Broker with National Stock Exchange of India Limited, BSE Limited, Metropolitan Stock Exchange of India Limited, Multi Commodity Exchange of India Limited, National Commodity and Derivative Exchange Limited and Indian Commodity Exchange Limited in cash and Equity and Commodities derivatives segments.

NBSPL has other business divisions with independent research teams separated by Chinese walls, and therefore may, at times, have different or contrary views on stocks and markets.

NBSPL or its associates have not been debarred / suspended by SEBI or any other regulatory authority for accessing / dealing in securities Market. NBSPL, its associates or analyst or his relatives do not hold any financial interest (Except Investment) in the subject company. NBSPL or its associates or Analyst do not have any conflict or material conflict of interest at the time of publication of the research report with the subject company. NBSPL or its associates or Analyst or his relatives may or may not hold beneficial ownership of 1% or more in the subject company at the end of the month immediately preceding the date of publication of this research report.

NBSPL or its associates / analyst has not received any compensation / managed or co-managed public offering of securities of the company covered by Analyst during the past twelve months. NBSPL or its associates have not received any compensation or other benefits from the company covered by Analyst or third party in connection with the research report. Analyst has not served as an officer, director or employee of Subject Company. NBSPL / analyst has not been engaged in market making activity of the subject company.

Analyst Certification: The research analysts and authors of these reports, hereby certify that the views expressed in this research report accurately reflects my/our personal views about the subject securities, issuers, products, sectors or industries. It is also certified that no part of the compensation of the analyst(s) was, is, or will be directly or indirectly related to the inclusion of specific recommendations or views in this research. The analyst(s) principally responsible for the preparation of this research report and has taken reasonable care to achieve and maintain independence and objectivity in making any recommendations.

DISCLAIMER

This report is for the personal information of the authorized recipient and does not construe to be any investment, legal or taxation advice to you. NBSPL is not soliciting any action based upon it. Nothing in this research shall be construed as a solicitation to buy or sell any security or product, or to engage in or refrain from engaging in any such transaction. In preparing this research, we did not take into account the investment objectives, financial situation and particular needs of the reader.

This research has been prepared for the general use of the clients of NBSPL and must not be copied, either in whole or in part, or distributed or redistributed to any other person in any form. If you are not the intended recipient you must not use or disclose the information in this research in any way. Though disseminated to all the customers simultaneously, not all customers may receive this report at the same time. NBSPL will not treat recipients as customers by virtue of their receiving this report. This report is not directed or intended for distribution to or use by any person or entity resident in a state, country or any jurisdiction, where such distribution, publication, availability or use would be contrary to law, regulation or which would subject NBSPL & its group companies to registration or licensing requirements within such jurisdictions.

The report is based on the information obtained from sources believed to be reliable, but we do not make any representation or warranty that it is accurate, complete or up-to-date and it should not be relied upon as such. We accept no obligation to correct or update the information or opinions in it. NBSPL or any of its affiliates or employees shall not be in any way responsible for any loss or damage that may arise to any person from any inadvertent error in the information contained in this report. NBSPL or any of its affiliates or employees do not provide, at any time, any express or implied warranty of any kind, regarding any matter pertaining to this report, including without limitation the implied warranties of merchantability, fitness for a particular purpose, and non-infringement. The recipients of this report should rely on their own investigations.

This information is subject to change without any prior notice. NBSPL reserves its absolute discretion and right to make or refrain from making modifications and alterations to this statement from time to time. Nevertheless, NBSPL is committed to providing independent and transparent recommendations to its clients, and would be happy to provide information in response to specific client queries.

Before making an investment decision on the basis of this research, the reader needs to consider, with or without the assistance of an adviser, whether the advice is appropriate in light of their particular investment needs, objectives and financial circumstances. There are risks involved in securities trading. The price of securities can and does fluctuate, and an individual security may even become valueless. International investors are reminded of the additional risks inherent in international investments, such as currency fluctuations and international stock market or economic conditions, which may adversely affect the value of the investment. Opinions expressed are subject to change without any notice. Neither the company nor the director or the employees of NBSPL accept any liability whatsoever for any direct, indirect, consequential or other loss arising from any use of this research and/or further communication in relation to this research. Here it may be noted that neither NBSPL, nor its directors, employees, agents or representatives shall be liable for any damages whether direct or indirect, incidental, special or consequential including lost revenue or lost profit that may arise from or in connection with the use of the information contained in this report.

Copyright of this document vests exclusively with NBSPL. Our reports are also available on our website www.nirmalbang.com